



## Oxford Owl for Home

# What is Oxfordowl.co.uk and how can I use it to help my child?

Oxford Owl is an award-winning website from Oxford University Press, created to support children's learning both at home and at school.

### Logging in

**OxfordOWL** Help Join us Log in

### Login

Please select your user type.

Students Teachers Parents

Class or student username

Password

Login

Visit the [Login \(oxfordowl.co.uk\)](https://login.oxfordowl.co.uk) page. Your child will have their class Oxford Owl login stuck in their Home School Diary. Make sure you have selected the 'Students' tab along the top as shown in the picture above.

# Accessing eBooks and activities

The student login houses all the eBooks and activities available to your child.

Once you have logged in your screen will look like this, with 6 activity tabs to choose from.

## Your eBooks and Activities



**Oxford Owl eBook Library**  
My eBooks



**eBook Library for Letters and Sounds**  
My Bookshelf



**Free Read Write Inc. eBooks selection**  
My eBooks



**Read Write Inc. Spelling**  
Extra Practice Zone



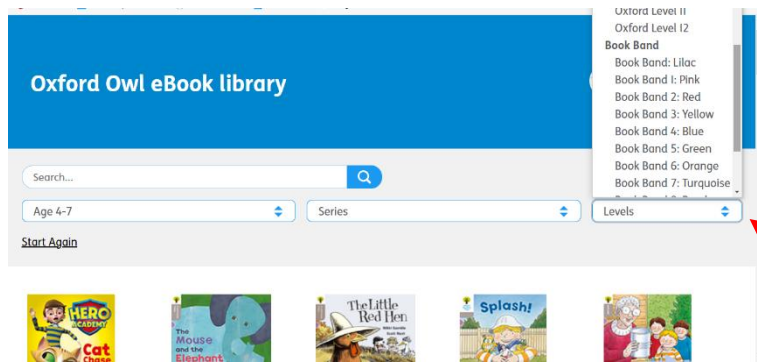
**Floppy's Phonics**  
Extra Practice Zone



**Word Sparks**  
Partner Text Audio



# Oxford Owl eBook Library

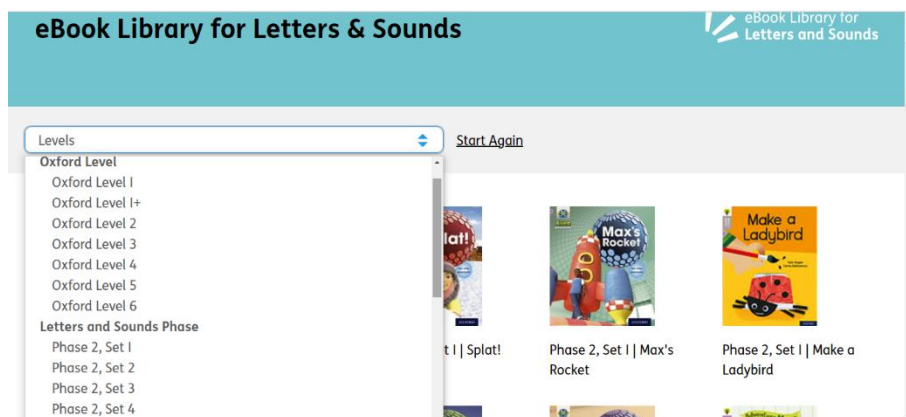


The 'Oxford Owl eBook Library' looks like this.

To filter the books to the correct level for your child, select the 'Levels' drop-down box on the right-hand side and scroll down to the book band colour your child is reading. You will then see all the books for that level.



# eBook Library for Letters & Sounds



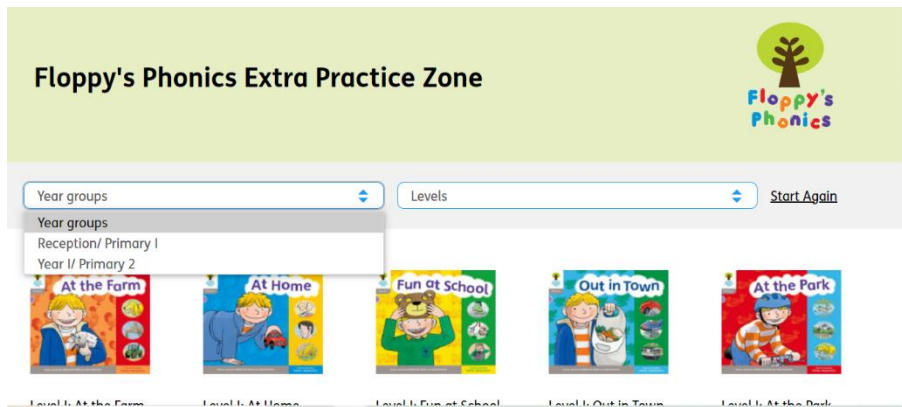
For more text titles you can also read the eBooks in the Letters & Sounds library. This is aimed for Reception and Key Stage 1 children. The drop-down box details the different levels to choose from. Please select from the Oxford Levels.

Reception will be working with Level 1+, 2 and 3.

Year 1 will be working with 4 and 5.

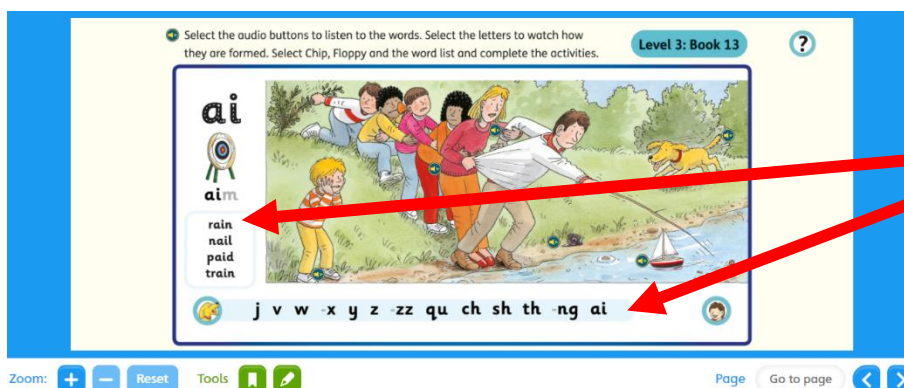
# Floppy's Phonics Extra Practice Zone

When you select Floppy's Phonics Extra Practice Zone your child can show you exactly what they have been learning in their phonics lessons.



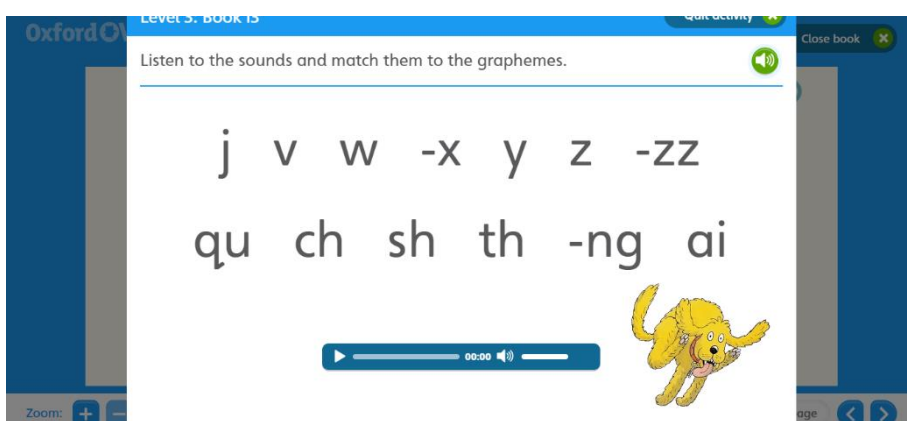
You can select the activity books by Year group. You can also select books using the Oxford Levels the same as the eBook library for Letters and Sound above.


Each book will have pages that look like this.

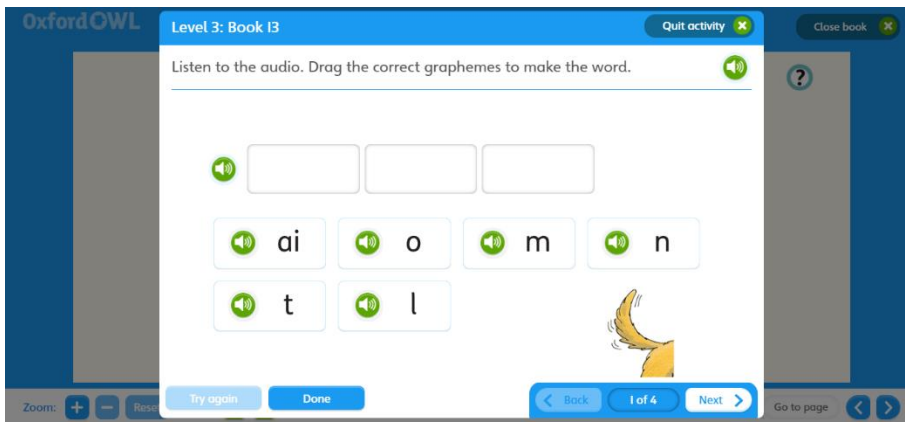



There are sounds to say along the bottom of the screen and words to read on the left-hand side.

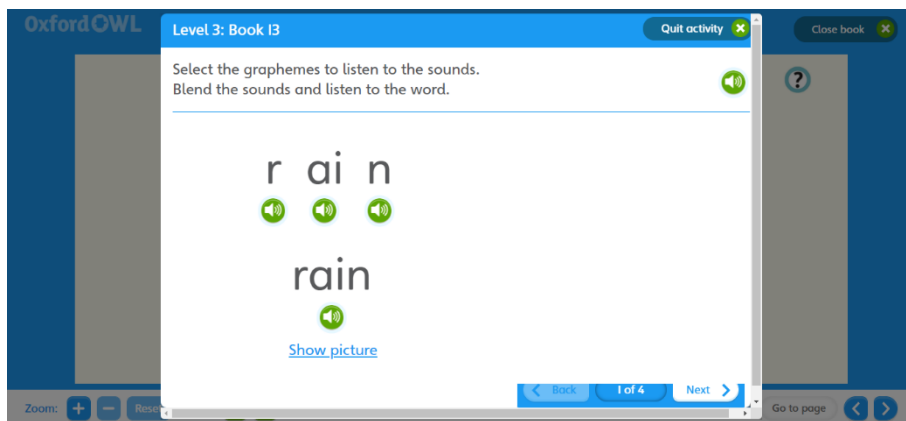
Click the words or the letters to hear them.



If you click the  Floppy icon, a pop up will appear and play the sounds while the children follow the codes on the screen.



If you click the  Chip icon, a spelling game will pop up. Move the letters into the boxes to spell the word. Click the speaker icon to hear the sound or the word. Finally, click 'Done' to find out which letters and sounds you correctly selected to spell the word.



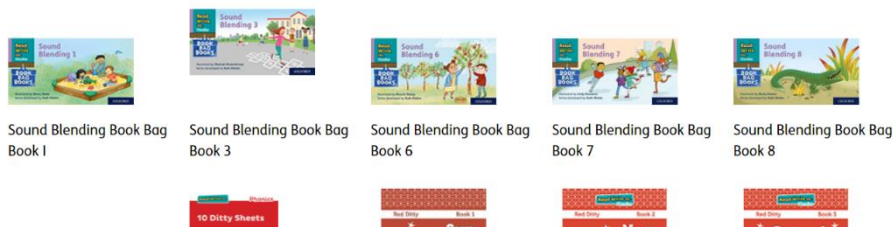
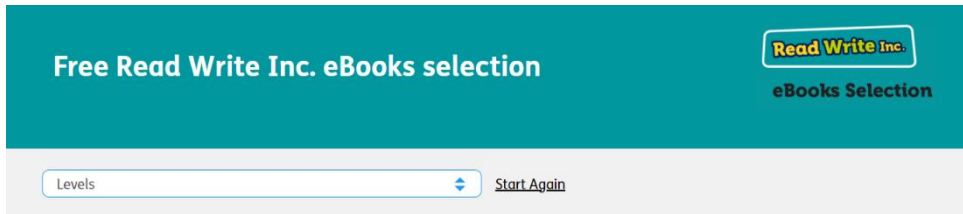
If you click the word bank on the righthand side of the book, it brings up each word individually for you to read.



Wherever you see this speaker icon you can click it to hear a word or sound. Keep an eye out for them!



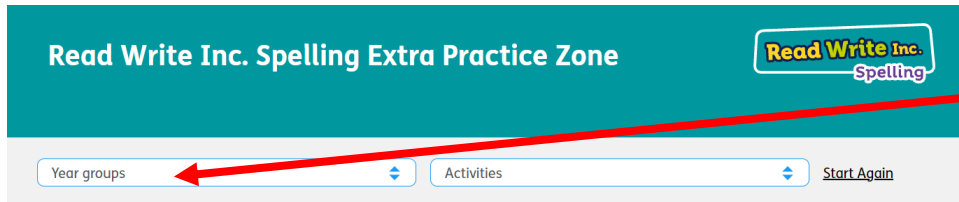
# Read Write Inc. eBooks selection



Although we do not follow the Read Write Inc phonics scheme at Winton, we do have access to their reading texts as part of our eBook subscription. These texts are focused on phonics sounds and designed for children from Reception to Year 2, but we would ask you use the Letters and Sounds eBook library and Floppy's Phonics Practice Zone first.



# Read Write Inc. Spelling



Sounds the Same - Year 2



Swap, Double or Drop? - Year 2



Rule Breakers - Year 2



Playing with Plurals - Year 2




Word Endings - Year 2


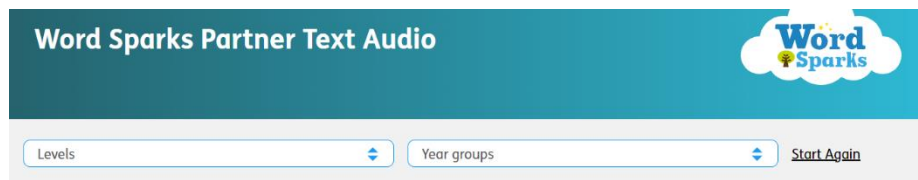


Children from Year 2 to Year 6 are taught spelling rules using the Read Write Inc scheme. Select your child's year group from the top left tab to filter the choices. The activities are presented in a similar style to those the children complete each week in class.





# Word Sparks




Audio Parent Explanation



Super Play: Audio



The Golden Cheeseboard:  
Audio



The Secret Life of Cats:  
Audio



Plum Pudding: Audio



These books are designed for children reading up to orange book band. This activity tab will be used in school with the corresponding texts.

The texts are designed for an adult to read one side of the page, and the child to read the other. This way, the child gets to hear richer and more complex language during the adult part, and then has the satisfaction of being able to read their part at their own level.